

#### PRODUCT DESCRIPTION

The Slim Series offers versatile LED recessed retrofit lighting in 5 inch, 7 inch, and select 9 inch diameters, delivering high lumen output for ample downlighting. A CCT selectable switch is conveniently controlled at the compact remote driver, which is easily accessible behind the fixture. Choose from a sleek, flat uniformly illuminated acrylic lens, a deeper recessed baffle trim model, or adjustable gimbal configuration to suit any lighting need. There are also Fire Rated options provide up to 2-hour fire protection, making the Slim Series a reliable and adaptable solution for residential and commercial applications.




#### MEASUREMENTS

DIMENSION : 7" L x 7" W x 0.35" H  
 HANGING WEIGHT : 0.13 lb

#### LAMPING

INPUT VOLTAGE : V  
 BULB :  
 DIMMABLE :

#### FINISHES OPTION

-  Black (BK)
-  Natural Aged Brass (NAB)
-  Satin Nickel (SN)

#### MATERIAL

Steel

#### ADDITIONAL

OPERATING TEMPERATURE:  
 -20°C (-4°F), 40°C (104°F)

Always consult a qualified electrician before installing any lighting product.



WESTERN DISTRIBUTION CENTER (HEADQUARTER)  
 253 NORTH VINELAND AVE | CITY OF INDUSTRY, CA 91746

EASTERN DISTRIBUTION CENTER  
 101 GARDNER PARK | PEACHTREE CITY, GA 30269

P. 626.956.4200 | F. 626.956.4225 | maximlighting.com