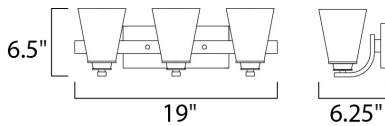




**PRODUCT DESCRIPTION**

Conical collection's Satin White cone-shaped glass is supported by a sweeping rectangular tube arm finished in Polished Chrome or Satin Nickel. This interesting marriage between contemporary geometric shape and traditional styling is a unique addition to any bathroom.





**MEASUREMENTS**

DIMENSION : 19" W x 6.5" H x 6.25" Ext  
 BACK PLATE : 10" W x 4" H x 3.5" HCO  
 HANGING WEIGHT : 4.37 lb

**LAMPING**

INPUT VOLTAGE : 120V  
 BULB : 3 x 60W Incandescent E26 Medium , 180W Total  
 BULB INCLUDED : (Not Included)  
 DIMMABLE : Yes

**FINISHES OPTION**

-  Polished Chrome (PC)
-  Satin Nickel (SN)

**GLASS**

Satin White SW

**MATERIAL**

Steel, Acid Etched Glass

**RATINGS**

cULus  
 Damp Location



**ADDITIONAL**

INSTALL UP/DOWN: Up/Down  
 OPERATING TEMPERATURE:  
 -20°C (-4°F), 40°C (104°F)

Always consult a qualified electrician before installing any lighting product.



WESTERN DISTRIBUTION CENTER (HEADQUARTER)  
 253 NORTH VINELAND AVE | CITY OF INDUSTRY, CA 91746

EASTERN DISTRIBUTION CENTER  
 101 GARDNER PARK | PEACHTREE CITY, GA 30269

P. 626.956.4200 | F. 626.956.4225 | maximlighting.com