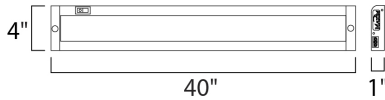




PRODUCT DESCRIPTION

The MX-L120-EL features a new edge illuminated technology that provides even light without the common LED spots on the counter. The enclosed design does not need to be open for either wiring or for mounting. Knockouts for wiring are on a removable plate on the back for quick and easy wiring.





MEASUREMENTS

DIMENSION : 40" L x 4" W x 1" H
HANGING WEIGHT : 3.96 lb

LAMPING

INPUT VOLTAGE : 120V
LUMENS : 1,400 Rated
BULB : 20W LED PCB Integrated , 20W Total
BULB INCLUDED : (Integrated)
DIMMABLE : Triac CL
CRI : 90+ CRI
COLOR_TEMP : 2700K

FINISHES OPTION

 Anodized Bronze (BRZ)
 Brushed Aluminum (AL)

MATERIAL

Aluminum, Acrylic

RATINGS

Dry Location



ADDITIONAL

OPERATING TEMPERATURE:
-20°C (-4°F), 40°C (104°F)

Always consult a qualified electrician before installing any lighting product.



WESTERN DISTRIBUTION CENTER (HEADQUARTER)
253 NORTH VINELAND AVE | CITY OF INDUSTRY, CA 91746

EASTERN DISTRIBUTION CENTER
101 GARDNER PARK | PEACHTREE CITY, GA 30269

P. 626.956.4200 | F. 626.956.4225 | maximlighting.com