


# CHIP | FLUSH MOUNT

57690 | 57692 | **57694** | 57695 | 57697 | 57699

- Size options: 5," 6.5," 7," and 9"
- Available in 3000K (Made-to-order Color Temperatures available)
- Suitable for Closets according to NEC Section 410.8 & 410.16
- Available in Black (BK), Satin Nickel (SN) and White (WT)
- Dimmable with Triac and ELV Dimmers
- Pendant light accessory available (sold separately)
- Easy to install: fits in 3-0 and 4-0 Outlet Box (pancake and mud ring acceptable)
- Edge-Lit LED Technology
- Suitable for Wet Location, for use on ceilings outdoor and above showers
- IP54 Rating

Job Name : \_\_\_\_\_  
 Job Type : \_\_\_\_\_  
 Quantity : \_\_\_\_\_  
 Comments : \_\_\_\_\_



Round



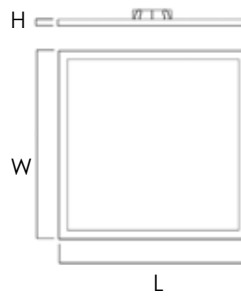
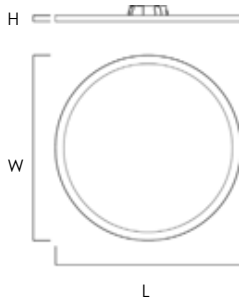
Square



**57600**  
**PENDANT ACCESSORY**  
 (Sold Separately,  
 Fixture NOT included)

## PRODUCT DESCRIPTION

This low profile flush mount is our entry level Wafer. Manufactured of a plastic shell with aluminum backing, the Chip brings all the look of the Wafer at economical pricing for residential applications. The bright and even lighting effect is delivered by edge-lit technology offering an upscale surface mount solution to substitute recessed can lighting. Use the optional pendant adapter to convert any size to a hanging fixture.



## MEASUREMENTS

MODEL	DIMENSION	BULB TYPE	CRI	COL TEMP.	LUMENS DEL	DIMMABLE	INPUT
57690 RD	5.25"W x 0.75"H x 5.25"L	12W PCB Integrated LED	90+	3000K	750	Triac CL/ELV	120V
57692 RD	7"W x 0.75"H x 7"L	16W PCB Integrated LED	90+	3000K	1100	Triac CL/ELV	120V
57694 RD	9" W x 0.75" H x 9"L	18W PCB Integrated LED	90+	3000K	1250	Triac CL/ELV	120V
57695 SQ	5"W x 0.75"H x 5"L	12W PCB Integrated LED	90+	3000K	900	Triac CL/ELV	120V
57697 SQ	6.4"W x 0.75"H x 6.4"L	15W PCB Integrated LED	90+	3000K	1050	Triac CL/ELV	120V
57699 SQ	8.5" W x 0.75" H x 8.5"L	18W PCB Integrated LED	90+	3000K	1250	Triac CL/ELV	120V

## LAMPING

## FINISHES OPTIONS:

Satin Nickel (SN)

White (WT)

Black (BK)



## MATERIAL:

Polycarbonate + Steel

## GLASS:

White

## AVAILABLE SIZE:

5" | 6.5" | 7" | 9"

## RATINGS:

cETLus  
 Wet Location  
 Title 24 JA8 Compliant  
 Energy Star  
 ADA



## ADDITIONAL:

INSTALL UP/DOWN: UP  
 RATED LIFE: 50,000 hours  
 OPERATING TEMPERATURE:  
 -20°C (-4°F), 40°C (104°F)  
 WIRE LENGTH 8"L

Always consult a qualified electrician before installing any lighting product



## WESTERN DISTRIBUTION CENTER (HEADQUARTER)

253 NORTH VINELAND AVE | CITY OF INDUSTRY, CA 91746

## EASTERN DISTRIBUTION CENTER

101 GARDNER PARK | PEACHTREE CITY, GA 30269

P. 626.956.4200 | F. 626.956.4225 | maximlighting.com