



**PRODUCT DESCRIPTION**





**MEASUREMENTS**

DIMENSION : 48" L x 11.75" W x 0.75" H  
 HANGING WEIGHT : 9.7 lb

**LAMPING**

INPUT VOLTAGE : 120-277V  
 LUMENS : 3,600 Rated (2,800 Del.)  
 BULB : 1 x 40W LED DC Integrated , 40W Total  
 BULB INCLUDED : (Integrated)  
 DIMMABLE : Triac CL  
 CRI : 90 CRI  
 COLOR\_TEMP : 2700-3000-3500-K  
 LIGHTING\_DIRECTION : Down

**FINISHES OPTION**

-  Black (BK)
-  Bronze (BZ)
-  Brushed Aluminum (AL)
-  White (WT)

**GLASS**

White WT

**MATERIAL**

Aluminum, PS

**RATINGS**

cETLus  
 Wet Location  
 CA Title 24



**ADDITIONAL**

INSTALL UP/DOWN: Up  
 RATED LIFE 50000 Hours  
 OPERATING TEMPERATURE:  
 -20°C (-4°F), 40°C (104°F)

Always consult a qualified electrician before installing any lighting product.



WESTERN DISTRIBUTION CENTER (HEADQUARTER)  
 253 NORTH VINELAND AVE | CITY OF INDUSTRY, CA 91746

EASTERN DISTRIBUTION CENTER  
 101 GARDNER PARK | PEACHTREE CITY, GA 30269

P. 626.956.4200 | F. 626.956.4225 | maximlighting.com