



PRODUCT DESCRIPTION

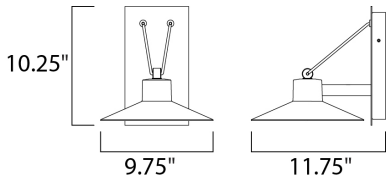
Conical shades finished in Architectural Bronze appear to be suspended by its stainless steel cable. Concealed inside these shades is a high powered COB LED which shines into a heavy Clear glass font. The bottom of these fonts have an additional thickness of glass for better light distribution and lighting effect.

MEASUREMENTS



DIMENSION : 9.75" W x 10.25" H x 11.75" Ext
 BACK PLATE : 4.5" W x 9.25" H x 3" HCO
 HANGING WEIGHT : 3.96 lb

LAMPING

INPUT VOLTAGE : 120V
 LUMENS : 900 Rated (720 Del.)
 BULB : 1 x 11W LED PCB Integrated , 11W Total
 BULB INCLUDED : (Integrated)
 DIMMABLE : No
 CRI : 90+ CRI
 COLOR_TEMP : 3000K



FINISHES OPTION

-  Architectural Bronze (ABZ)
-  Brushed Aluminum (AL)

GLASS

Frosted FT

MATERIAL

Steel, Glass

RATINGS

cETLus
 Wet Location
 DARKSKY



ADDITIONAL

RATED LIFE 40000 Hours
 OPERATING TEMPERATURE:
 -20°C (-4°F), 40°C (104°F)

PHOTOMETRIC: Report Found Online

Always consult a qualified electrician before installing any lighting product.



WESTERN DISTRIBUTION CENTER (HEADQUARTER)
 253 NORTH VINELAND AVE | CITY OF INDUSTRY, CA 91746

EASTERN DISTRIBUTION CENTER
 101 GARDNER PARK | PEACHTREE CITY, GA 30269

P. 626.956.4200 | F. 626.956.4225 | maximlighting.com