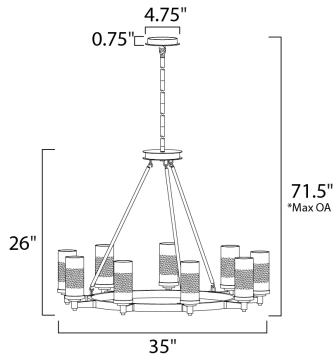




PRODUCT DESCRIPTION

The ring fixture has become a staple in today's interior decor. This collection features a transitional design which works in both Contemporary and Traditional applications. Available in Satin Nickel or Oil Rubbed Bronze, the rings radiate elongated cast arms that cradle cylindrical Clear glass shades with a Frosted band to eliminate glare.



*max overall height



MEASUREMENTS

- DIMENSION : 35" L x 35" W x 26" H
- MAX OAH : 71.5" OAH
- CANOPY : 4.75" W x 0.75" H x 4.75" L
- HANGING WEIGHT : 16.18 lb

LAMPING

- INPUT VOLTAGE : 120V
- BULB : 9 x 60W Incandescent E12 Candelabra , 540W Total
- BULB INCLUDED : (Not Included)
- DIMMABLE : Yes

FINISHES OPTION

-  Oil Rubbed Bronze (OI)
-  Satin Nickel (SN)

GLASS

Clear and Frosted CLFT

MATERIAL

Steel, Glass

RATINGS

cULus
Dry Location



ADDITIONAL

ADJUSTABLE
SLOPE: 120
OPERATING TEMPERATURE:
-20°C (-4°F), 40°C (104°F)

Always consult a qualified electrician before installing any lighting product.



WESTERN DISTRIBUTION CENTER (HEADQUARTER)
253 NORTH VINELAND AVE | CITY OF INDUSTRY, CA 91746

EASTERN DISTRIBUTION CENTER
101 GARDNER PARK | PEACHTREE CITY, GA 30269

P. 626.956.4200 | F. 626.956.4225 | maximlighting.com