



**PRODUCT DESCRIPTION**

Classic cylinder up and down lights provide directional light without glare. Available in 3 sizes with both incandescent and LED versions. Available in Architectural Bronze, Aluminum, or Black.




**MEASUREMENTS**

DIMENSION : 5" W x 7.25" H x 6.25" Ext  
 BACK PLATE : 4.5" W x 5" H x 4" HCO  
 HANGING WEIGHT : 2.05 lb

**LAMPING**

INPUT VOLTAGE : 120V  
 BULB : 1 x 40W Incandescent E26 Medium , 40W Total  
 BULB INCLUDED : (Not Included)  
 DIMMABLE : N  
 LIGHTING\_DIRECTION : Down

**FINISHES OPTION**

-  Black (BK)
-  Bronze (BZ)
-  Brushed Aluminum (AL)

**MATERIAL**

Aluminum

**RATINGS**

cETLus  
 Wet Location  
 DARKSKY



**ADDITIONAL**

INSTALL UP/DOWN: UP  
 PHOTOCELL  
 OPERATING TEMPERATURE:  
 -20°C (-4°F), 40°C (104°F)

Always consult a qualified electrician before installing any lighting product.



WESTERN DISTRIBUTION CENTER (HEADQUARTER)  
 253 NORTH VINELAND AVE | CITY OF INDUSTRY, CA 91746

EASTERN DISTRIBUTION CENTER  
 101 GARDNER PARK | PEACHTREE CITY, GA 30269

P. 626.956.4200 | F. 626.956.4225 | maximlighting.com