



Convertible to Semi-Flush Mount



PRODUCT DESCRIPTION

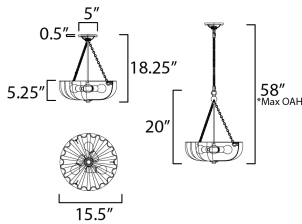
With glossy opal white glass shades, this collection brings a graceful, feminine touch to the inverted bowl design inspired by the shape of a bundt cake. Suspended by a decorative circular ring chain, the shade features an acrylic dust cover that encloses the top, keeping the glass pristine. Finished in Natural Aged Brass, the chain and metalwork complement the timeless elegance of the design, while ribbed glass accents add a distinctive, sophisticated detail to the design.

MEASUREMENTS

DIMENSION : 15.5" L x 15.5" W x 19.5" H
 CANOPY : 5" W x 0.5" H x 5" L
 HANGING WEIGHT : 7.3 lb



LAMPING

INPUT VOLTAGE : 120V
 BULB : 3 x 60W Incandescent E26 Medium , 180W Total
 BULB INCLUDED : (Not Included)
 DIMMABLE : Y



*max overall height

FINISHES OPTION

-  Natural Aged Brass (NAB)
-  White/Natural Aged Brass (WTNAB)

MATERIAL

Steel, Glass

RATINGS

cETLus
 Dry Location



ADDITIONAL

OPERATING TEMPERATURE:
 -20°C (-4°F), 40°C (104°F)

Always consult a qualified electrician before installing any lighting product.



WESTERN DISTRIBUTION CENTER (HEADQUARTER)
 253 NORTH VINELAND AVE | CITY OF INDUSTRY, CA 91746

EASTERN DISTRIBUTION CENTER
 101 GARDNER PARK | PEACHTREE CITY, GA 30269

P. 626.956.4200 | F. 626.956.4225 | maximlighting.com