





PRODUCT DESCRIPTION

Hand-woven Natural Rattan blends casual comfort with impeccable craftsmanship. Further demonstrating the artisanal touch applied to this series, two hand-painted finish options either match Weathered White on both the rattan and its metal work or contrast Natural tones with an Antique Bronze finish. Choose from various scales of pendants where in some configurations a Satin White globe shade is included to diffuse the light source within. An ADA wall sconce completes the collection.

FINISHES OPTION

-  Antique Bronze (ANB)
-  Weathered White (WWT)

MATERIAL

Steel, Rattan

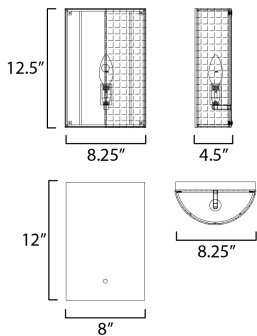
RATINGS

cULus
Dry Location



ADDITIONAL

INSTALL UP/DOWN: Up
OPERATING TEMPERATURE:
-20°C (-4°F), 40°C (104°F)



MEASUREMENTS

DIMENSION : 8.25" W x 12.25" H x 4.5" Ext
MAX OAH : 8" W x 12" H
HANGING WEIGHT : 2.75 lb

LAMPING

INPUT VOLTAGE : 120V
BULB : 1 x 60W Incandescent E26 Medium , 60W Total
BULB INCLUDED : (Not Included)
DIMMABLE : Triac or ELV
LIGHTING_DIRECTION : Omni

Always consult a qualified electrician before installing any lighting product.



WESTERN DISTRIBUTION CENTER (HEADQUARTER)
253 NORTH VINELAND AVE | CITY OF INDUSTRY, CA 91746

EASTERN DISTRIBUTION CENTER
101 GARDNER PARK | PEACHTREE CITY, GA 30269

P. 626.956.4200 | F. 626.956.4225 | maximlighting.com