



PRODUCT DESCRIPTION

Hand-woven Natural Rattan blends casual comfort with impeccable craftsmanship. Further demonstrating the artisanal touch applied to this series, two hand-painted finish options either match Weathered White on both the rattan and its metal work or contrast Natural tones with an Antique Bronze finish. Choose from various scales of pendants where in some configurations a Satin White globe shade is included to diffuse the light source within. An ADA wall sconce completes the collection.



MEASUREMENTS

DIMENSION : 15.75" W x 8.5" H
 CANOPY : 6" W x 1" H x 6" L
 HANGING WEIGHT : 3.63 lb

LAMPING

INPUT VOLTAGE : 120V
 BULB : 1 x 60W Incandescent E26 Medium , 60W Total
 BULB INCLUDED : (Not Included)
 DIMMABLE : Triac or ELV

FINISHES OPTION

-  Antique Bronze (ANB)
-  Weathered White (WWT)

MATERIAL

Steel, Rattan, Glass

RATINGS

cULus
 Dry Location



ADDITIONAL

OPERATING TEMPERATURE:
 -20°C (-4°F), 40°C (104°F)

Always consult a qualified electrician before installing any lighting product.



WESTERN DISTRIBUTION CENTER (HEADQUARTER)
 253 NORTH VINELAND AVE | CITY OF INDUSTRY, CA 91746
 EASTERN DISTRIBUTION CENTER
 101 GARDNER PARK | PEACHTREE CITY, GA 30269
 P. 626.956.4200 | F. 626.956.4225 | maximlighting.com