



PRODUCT DESCRIPTION

A composition of square forms that feature a Clear tapered square glass shade, these bath vanities provide a transitional design that suits both modern and traditional spaces. Available in Matte Black, Polished Chrome, and Natural Aged Brass.




MEASUREMENTS

DIMENSION : 30.75" W x 8" H x 6" Ext
 MAX OAH : 7.75" W x 4.75" H
 HANGING WEIGHT : 8.6 lb

LAMPING

INPUT VOLTAGE : 120V
 BULB : 4 x 60W Incandescent E26 Medium , 240W Total
 BULB INCLUDED : (Not Included)
 DIMMABLE : Triac or ELV
 LIGHTING_DIRECTION : Up/Down

FINISHES OPTION

-  Black (BK)
-  Natural Aged Brass (NAB)
-  Polished Chrome (PC)

GLASS

Clear CL

MATERIAL

Steel, Glass

RATINGS

cULus
 Damp Location



ADDITIONAL

INSTALL UP/DOWN: Up/Down
 OPERATING TEMPERATURE:
 -20°C (-4°F), 40°C (104°F)

Always consult a qualified electrician before installing any lighting product.



WESTERN DISTRIBUTION CENTER (HEADQUARTER)
 253 NORTH VINELAND AVE | CITY OF INDUSTRY, CA 91746

EASTERN DISTRIBUTION CENTER
 101 GARDNER PARK | PEACHTREE CITY, GA 30269

P. 626.956.4200 | F. 626.956.4225 | maximlighting.com