



**PRODUCT DESCRIPTION**

A composition of square forms that feature a Clear tapered square glass shade, these bath vanities provide a transitional design that suits both modern and traditional spaces. Available in Matte Black, Polished Chrome, and Natural Aged Brass.




**MEASUREMENTS**

DIMENSION : 30.75" W x 8" H x 6" Ext  
 MAX OAH : 7.75" W x 4.75" H  
 HANGING WEIGHT : 8.6 lb

**LAMPING**

INPUT VOLTAGE : 120V  
 BULB : 4 x 60W Incandescent E26 Medium , 240W Total  
 BULB INCLUDED : (Not Included)  
 DIMMABLE : Triac or ELV  
 LIGHTING\_DIRECTION : Up/Down

**FINISHES OPTION**

-  Black (BK)
-  Natural Aged Brass (NAB)
-  Polished Chrome (PC)

**GLASS**

Clear CL

**MATERIAL**

Steel, Glass

**RATINGS**

cULus  
 Damp Location



**ADDITIONAL**

INSTALL UP/DOWN: Up/Down  
 OPERATING TEMPERATURE:  
 -20°C (-4°F), 40°C (104°F)

Always consult a qualified electrician before installing any lighting product.



WESTERN DISTRIBUTION CENTER (HEADQUARTER)  
 253 NORTH VINELAND AVE | CITY OF INDUSTRY, CA 91746

EASTERN DISTRIBUTION CENTER  
 101 GARDNER PARK | PEACHTREE CITY, GA 30269

P. 626.956.4200 | F. 626.956.4225 | maximlighting.com