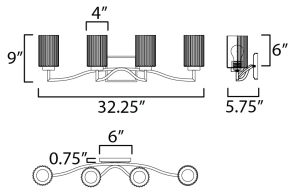




**PRODUCT DESCRIPTION**

Clear Ribbed glass cylinders are supported on gracefully sweeping frames. The glass pattern helps to diffuse the light source while adding texture and style to the design. Available in Polished Nickel, Satin Champagne, or Matte Black.



\*Height from center of outlet to the top of the fixture



**MEASUREMENTS**

DIMENSION : 32.25" W x 9" H x 5.75" Ext  
 BACK PLATE : 6" W x 5" H x 6.5" HCO  
 HANGING WEIGHT : 8.6 lb

**LAMPING**

INPUT VOLTAGE : 120V  
 BULB : 4 x 60W Incandescent E26 Medium , 240W Total  
 BULB INCLUDED : (Not Included)  
 DIMMABLE : Triac or ELV  
 LIGHTING\_DIRECTION : Up/Down

**FINISHES OPTION**

-  Black (BK)
-  Polished Nickel (PN)
-  Satin Champagne (SCH)

**GLASS**

Clear Ribbed CR

**MATERIAL**

Steel, Glass

**RATINGS**

cULus  
 Damp Location



**ADDITIONAL**

INSTALL UP/DOWN: Up/Down  
 OPERATING TEMPERATURE:  
 -20°C (-4°F), 40°C (104°F)

Always consult a qualified electrician before installing any lighting product.



WESTERN DISTRIBUTION CENTER (HEADQUARTER)  
 253 NORTH VINELAND AVE | CITY OF INDUSTRY, CA 91746

EASTERN DISTRIBUTION CENTER  
 101 GARDNER PARK | PEACHTREE CITY, GA 30269

P. 626.956.4200 | F. 626.956.4225 | maximlighting.com