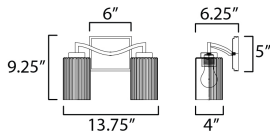




PRODUCT DESCRIPTION

Clear Ribbed glass cylinders are supported on gracefully sweeping frames. The glass pattern helps to diffuse the light source while adding texture and style to the design. Available in Polished Nickel, Satin Champagne, or Matte Black.



MEASUREMENTS



DIMENSION : 13.75" W x 9.25" H x 6.25" Ext
 BACK PLATE : 6" W x 5" H x 6.5" HCO
 HANGING WEIGHT : 4.1 lb

LAMPING

INPUT VOLTAGE : 120V
 BULB : 2 x 60W Incandescent E26 Medium , 120W Total
 BULB INCLUDED : (Not Included)
 DIMMABLE : Triac or ELV
 LIGHTING_DIRECTION : Up/Down

*Height from center of outlet to the top of the fixture

FINISHES OPTION

-  Black (BK)
-  Polished Nickel (PN)
-  Satin Champagne (SCH)

GLASS

Clear Ribbed CR

MATERIAL

Steel, Glass

RATINGS

cULus
 Damp Location



ADDITIONAL

INSTALL UP/DOWN: Up/Down
 OPERATING TEMPERATURE:
 -20°C (-4°F), 40°C (104°F)

Always consult a qualified electrician before installing any lighting product.



WESTERN DISTRIBUTION CENTER (HEADQUARTER)
 253 NORTH VINELAND AVE | CITY OF INDUSTRY, CA 91746

EASTERN DISTRIBUTION CENTER
 101 GARDNER PARK | PEACHTREE CITY, GA 30269

P. 626.956.4200 | F. 626.956.4225 | maximlighting.com