



**PRODUCT DESCRIPTION**

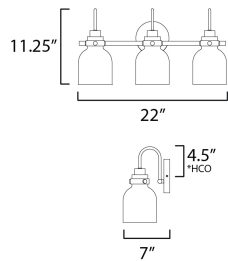
Celebrate nostalgia using these sconces that feature opal White glass shades in a bell shape. Supported on rings of metal in your choice of Polished Chrome or a bolder two-tone Black and Satin Brass, this refreshing take plays into a retro aesthetic of your bathroom decor. Available in various lengths of bath vanity lights or single sconces.

**MEASUREMENTS**

DIMENSION : 22" W x 11.25" H x 7" Ext  
 BACK PLATE : 5" W x 5" H x 4.5" HCO  
 HANGING WEIGHT : 4.69665 lb



**LAMPING**

INPUT VOLTAGE : 120V  
 BULB : 3 x 60W Incandescent E26 Medium , 180W Total  
 BULB INCLUDED : (Not Included)  
 DIMMABLE : Y  
 LIGHTING\_DIRECTION : Down



\*Height from center of outlet to the top of the fixture

**FINISHES OPTION**

-  Polished Chrome (PC)
-  Satin Brass (SBR)

**GLASS**

White WT

**MATERIAL**

Steel,Glass

**RATINGS**

cETLus  
 Damp Location



**ADDITIONAL**

INSTALL UP/DOWN: Down  
 SLOPE: 30  
 OPERATING TEMPERATURE:  
 -20°C (-4°F), 40°C (104°F)

Always consult a qualified electrician before installing any lighting product.



WESTERN DISTRIBUTION CENTER (HEADQUARTER)  
 253 NORTH VINELAND AVE | CITY OF INDUSTRY, CA 91746

EASTERN DISTRIBUTION CENTER  
 101 GARDNER PARK | PEACHTREE CITY, GA 30269

P. 626.956.4200 | F. 626.956.4225 | maximlighting.com