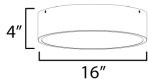




PRODUCT DESCRIPTION






MEASUREMENTS

DIMENSION : 16" L x 16" W x 4" H
 HANGING WEIGHT : 2.27 lb

LAMPING

INPUT VOLTAGE : 120V
 BULB : 3 x 12W Incandescent E26 Medium , 36W Total
 BULB INCLUDED : (Not Included)

FINISHES OPTION

-  Black (BK)
-  Satin Brass (SBR)
-  Satin Nickel (SN)

GLASS

White WT

MATERIAL

Steel

RATINGS

cULus
 Dry Location



ADDITIONAL

OPERATING TEMPERATURE:
 -20°C (-4°F), 40°C (104°F)

Always consult a qualified electrician before installing any lighting product.



WESTERN DISTRIBUTION CENTER (HEADQUARTER)
 253 NORTH VINELAND AVE | CITY OF INDUSTRY, CA 91746

EASTERN DISTRIBUTION CENTER
 101 GARDNER PARK | PEACHTREE CITY, GA 30269

P. 626.956.4200 | F. 626.956.4225 | maximlighting.com