



PRODUCT DESCRIPTION

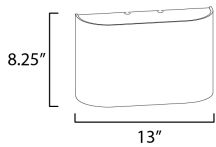
Drum shades in a variety of fabrics and materials are a core lighting offering. Flush mounts, pendants, and ADA sconces are available in options of linen, organza, grasscloth, and sound absorbing grey felt shades. An internal acrylic diffuser, illuminated by an evenly dispersed powerful LED light source, directs light downward and produces an ambient glow inside the outer shade. This lens features a crisp and tidy twist-lock mechanism that eliminates any visible hardware. whether it is put in a residential or commercial context, this collection meets the necessary application needs while adding style to the space.

MEASUREMENTS





DIMENSION : 13" W x 8.25" H x 3.75" Ext
 MAX OAH : 13" W x 8.25" H
 HANGING WEIGHT : 2.25 lb

LAMPING

INPUT VOLTAGE : 120-277V
 LUMENS : 680 Rated (550 Del.)
 BULB : 1 x 10W LED DC Integrated , 10W Total
 BULB INCLUDED : (Integrated)
 DIMMABLE : Triac & ELV dimmer
 CRI : 90 CRI
 COLOR_TEMP : 27/30/35/40/50K
 LIGHTING_DIRECTION : Omni



FINISHES OPTION

-  Black Organza (BO)
-  Grass Cloth (GC)
-  Oatmeal (OM)
-  White Linen (WL)

MATERIAL

Fabric, Polycarbonate, Steel

RATINGS

cETLus
 Dry Location
 ADA



ADDITIONAL

INSTALL UP/DOWN: Up
 RATED LIFE 35000 Hours
 OPERATING TEMPERATURE:
 -20°C (-4°F), 40°C (104°F)

Always consult a qualified electrician before installing any lighting product.



WESTERN DISTRIBUTION CENTER (HEADQUARTER)
 253 NORTH VINELAND AVE | CITY OF INDUSTRY, CA 91746

EASTERN DISTRIBUTION CENTER
 101 GARDNER PARK | PEACHTREE CITY, GA 30269

P. 626.956.4200 | F. 626.956.4225 | maximlighting.com