



**PRODUCT DESCRIPTION**

Beautiful pendants cast in White Gypsum or Grey Concrete with a perforated woven pattern that allows light to penetrate through the sides as well as down. The material itself is paintable so you can customize for a perfect fit.

**FINISHES OPTION**

-  Gray / Black (GYBK)
-  White (WT)

**MATERIAL**

Concrete

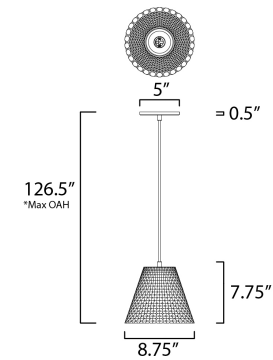
**RATINGS**

cETLus  
Dry Location



**ADDITIONAL**

SLOPE: 70  
OPERATING TEMPERATURE:  
-20°C (-4°F), 40°C (104°F)



**MEASUREMENTS**

- DIMENSION : 8.75" L x 8.75" W x 7.75" H
- MAX OAH : 126.5" OAH
- CANOPY : 5" W x 0.5" H x 5" L
- HANGING WEIGHT : 4.9 lb

**LAMPING**

- INPUT VOLTAGE : 120V
- BULB : 1 x 60W Incandescent E26 Medium , 60W Total
- BULB INCLUDED : (Not Included)
- DIMMABLE : Yes

\*max overall height

Always consult a qualified electrician before installing any lighting product.



WESTERN DISTRIBUTION CENTER (HEADQUARTER)  
253 NORTH VINELAND AVE | CITY OF INDUSTRY, CA 91746

EASTERN DISTRIBUTION CENTER  
101 GARDNER PARK | PEACHTREE CITY, GA 30269

P. 626.956.4200 | F. 626.956.4225 | maximlighting.com