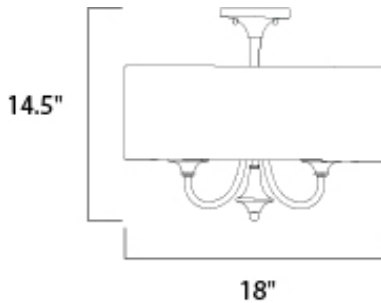




#### PRODUCT DESCRIPTION

A collection of drum shade lighting available in your choice of Oatmeal with Natural Aged Brass or Oil Rubbed Bronze or White Linen with Satin Nickel frames. This transitional design works in a wide variety of decor styles from traditional to contemporary and available in multiple configurations from flush mounts, pendants, wall sconces, and linear bar lighting.






#### MEASUREMENTS

DIMENSION : 18" L x 18" W x 14.5" H  
 MAX OAH : 56.25" OAH  
 CANOPY : 5" W x 1" H x 5" L  
 HANGING WEIGHT : 5.2 lb

#### LAMPING

INPUT VOLTAGE : 120V  
 BULB : 4 x 60W Incandescent E12 Candelabra , 240W Total  
 BULB INCLUDED : (Not Included)  
 DIMMABLE : Y

#### FINISHES OPTION

-  Natural Aged Brass (NAB)
-  Oil Rubbed Bronze (OI)
-  Satin Nickel (SN)

#### MATERIAL

Steel, Linen

#### RATINGS

cETLus  
 Dry Location



#### ADDITIONAL

SLOPE: 70  
 OPERATING TEMPERATURE:  
 -20°C (-4°F), 40°C (104°F)

Always consult a qualified electrician before installing any lighting product.



WESTERN DISTRIBUTION CENTER (HEADQUARTER)  
 253 NORTH VINELAND AVE | CITY OF INDUSTRY, CA 91746

EASTERN DISTRIBUTION CENTER  
 101 GARDNER PARK | PEACHTREE CITY, GA 30269

P. 626.956.4200 | F. 626.956.4225 | maximlighting.com