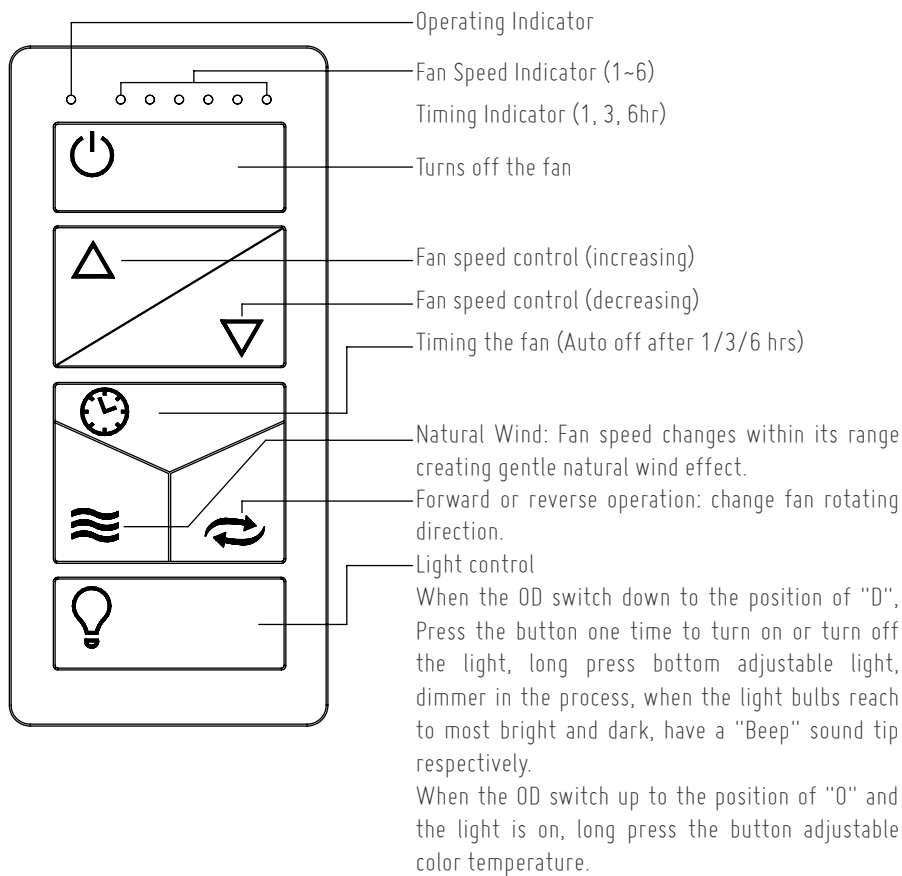


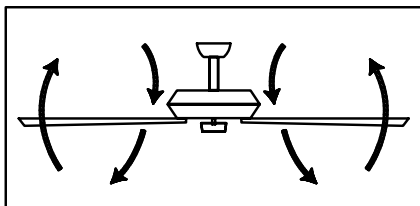
TRANSMITTER FUNCTION

TRANSMITTER FUNCTION (MODEL: TR307C)



Memory Function: if the power supply of the product is disconnected during use, and the power supply is switched on again, the fan will continue to operate according to the state before power off, and the light will be turned on by default.

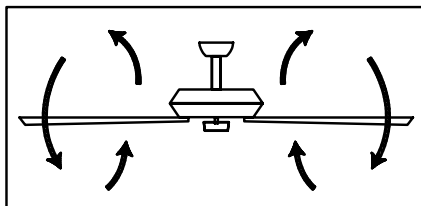
TRANSMITTER FUNCTION



Forward

Fan rotates anti-clockwise creating a downward airflow delivering a cooling effect.

Suitable for hot weather condition or air-conditioned condition.

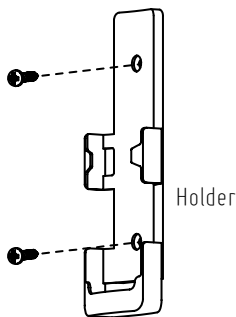


Reverse

Fan rotates clockwise creating an upward airflow moving warm air off the ceiling areas. This function works best at lower fan speed.

Suitable for cold weather or air-conditioned condition.

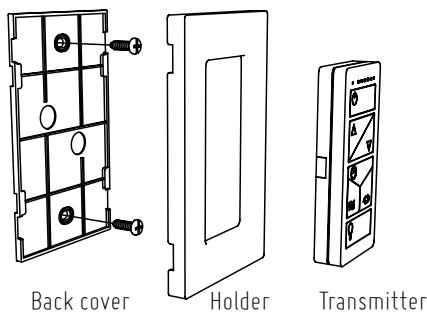
TRANSMITTER HOLDER



TR252A

Installing Transmitter Holder

Install the transmitter holder to the wall or any flat surface with the two mounting screws provided.



TR307C

Installing Transmitter Holder

Install the back cover to the wall or any flat surface with the two mounting screws provided. Install the transmitter holder on the back cover. Put the transmitter in the holder. (Magnet attraction fixation)