



PRODUCT DESCRIPTION

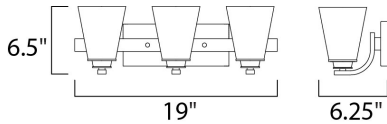
Conical collection's Satin White cone-shaped glass is supported by a sweeping rectangular tube arm finished in Polished Chrome or Satin Nickel. This interesting marriage between contemporary geometric shape and traditional styling is a unique addition to any bathroom.

MEASUREMENTS




DIMENSION : 19" W x 6.5" H x 6.25" Ext
 BACK PLATE : 10" W x 4" H
 HANGING WEIGHT : 4.37 lb

LAMPING

INPUT VOLTAGE : 120V
 LUMENS : 3,450 Rated
 BULB : 3 x 60W Incandescent E26 Medium , 180W Total
 BULB INCLUDED : (Not Included)
 DIMMABLE : Yes



FINISHES OPTION

-  Oil Rubbed Bronze
-  Polished Chrome
-  Satin Nickel

GLASS

Satin White SW

MATERIAL

Steel + Acid Etched Glass

RATINGS

cULus
 Damp Location



ADDITIONAL

INSTALL UP/DOWN: Up/Dn
 RATED LIFE 2500 Hours
 OPERATING TEMPERATURE:
 -20°C (-4°F), 40°C (104°F)

Always consult a qualified electrician before installing any lighting product.



WESTERN DISTRIBUTION CENTER (HEADQUARTER)
 253 NORTH VINELAND AVE | CITY OF INDUSTRY, CA 91746

EASTERN DISTRIBUTION CENTER
 4200 SHIRLEY DR. | ATLANTA, GA 30336

P. 626.956.4200 | F. 626.956.4225 | maximlighting.com