

**PRODUCT DESCRIPTION**

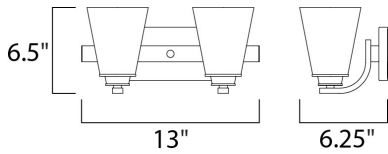
Conical collection's Satin White cone-shaped glass is supported by a sweeping rectangular tube arm finished in Polished Chrome or Satin Nickel. This interesting marriage between contemporary geometric shape and traditional styling is a unique addition to any bathroom.

**MEASUREMENTS**




DIMENSION : 13" W x 6.5" H x 6.25" Ext  
 HANGING WEIGHT : 3.13 lb

**LAMPING**

LUMENS : 2,300 Rated  
 BULB : 2 x 100W Incandescent MB , 200W Total  
 BULB INCLUDED : (Not Included)  
 DIMMABLE : Yes  
 COLOR\_TEMP : 2700K



**FINISHES OPTION**

-  Oil Rubbed Bronze
-  Polished Chrome
-  Satin Nickel

**GLASS**

Satin White SW

**MATERIAL**

Steel + Acid Etched Glass

**RATINGS**

cULus  
 Damp Location



**ADDITIONAL**

RATED LIFE 2500 Hours  
 OPERATING TEMPERATURE:  
 -20°C (-4°F), 40°C (104°F)

Always consult a qualified electrician before installing any lighting product.



**WESTERN DISTRIBUTION CENTER (HEADQUARTER)**  
 253 NORTH VINELAND AVE | CITY OF INDUSTRY, CA 91746

**EASTERN DISTRIBUTION CENTER**  
 4200 SHIRLEY DR. | ATLANTA, GA 30336

P. 626.956.4200 | F. 626.956.4225 | maximlighting.com