




**PRODUCT DESCRIPTION**

The MX-L120-EL features a new edge illuminated technology that provides even light without the common LED spots on the counter. The enclosed design does not need to be open for either wiring or for mounting. Knockouts for wiring are on a removable plate on the back for quick and easy wiring.






**MEASUREMENTS**

DIMENSION : 21" L x 4" W x 1" H  
 HANGING WEIGHT : 1.76 lb

**LAMPING**

INPUT VOLTAGE : 120V  
 LUMENS : 680 Rated  
 BULB : 10.5W LED PCB Integrated , 10W Total  
 BULB INCLUDED : (Integrated)  
 DIMMABLE : Triac CL  
 CRI : 80+ CRI  
 COLOR\_TEMP : 2700K

**FINISHES OPTION**

-  Anodized Bronze
-  Brushed Aluminum
-  White

**MATERIAL**

Aluminum + Acrylic

**RATINGS**

Dry Location



**ADDITIONAL**

RATED LIFE 40000 Hours  
 OPERATING TEMPERATURE:  
 -20°C (-4°F), 40°C (104°F)

Always consult a qualified electrician before installing any lighting product.



**WESTERN DISTRIBUTION CENTER (HEADQUARTER)**  
 253 NORTH VINELAND AVE | CITY OF INDUSTRY, CA 91746

**EASTERN DISTRIBUTION CENTER**  
 4200 SHIRLEY DR. | ATLANTA, GA 30336

P. 626.956.4200 | F. 626.956.4225 | maximlighting.com