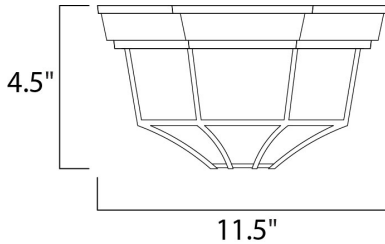




**PRODUCT DESCRIPTION**

Maxim Lighting's energy efficiency commitment to both the residential lighting and the home building industries will assure you a product line focused on your basic lighting needs. With the Flush Mount EE collection you not only will find quality lighting that is well designed, well priced and readily available, but also energy efficient featuring energy saving fluorescent lighting that saves money and allow for low maintenance.







**MEASUREMENTS**

DIMENSION : 11.5" W x 4.5" H  
 HANGING WEIGHT : 3.37 lb

**LAMPING**

BULB : 1 x 13W Fluorescent GU24 , 0W Total  
 BULB INCLUDED : (Included)  
 DIMMABLE : No

**FINISHES OPTION**

-  Black
-  Pewter
-  Rust Patina
-  Taupe
-  White

**GLASS**

Frosted FT

**MATERIAL**

Die Cast Aluminum

**RATINGS**

Damp Location



**ADDITIONAL**

OPERATING TEMPERATURE:  
 -20°C (-4°F), 40°C (104°F)

Always consult a qualified electrician before installing any lighting product.



**WESTERN DISTRIBUTION CENTER (HEADQUARTER)**  
 253 NORTH VINELAND AVE | CITY OF INDUSTRY, CA 91746

**EASTERN DISTRIBUTION CENTER**  
 4200 SHIRLEY DR. | ATLANTA, GA 30336

P. 626.956.4200 | F. 626.956.4225 | maximlighting.com