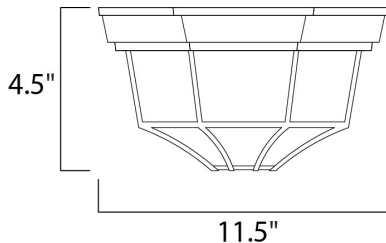




PRODUCT DESCRIPTION

Maxim Lighting's energy efficiency commitment to both the residential lighting and the home building industries will assure you a product line focused on your basic lighting needs. With the Flush Mount EE collection you not only will find quality lighting that is well designed, well priced and readily available, but also energy efficient featuring energy saving fluorescent lighting that saves money and allow for low maintenance.








MEASUREMENTS

DIMENSION : 11.5" W x 4.5" H
 HANGING WEIGHT : 4.18 lb

LAMPING

BULB : 1 x 13W Fluorescent GU24 , 0W Total
 DIMMABLE : No

FINISHES OPTION

-  Black
-  Pewter
-  Rust Patina
-  Taupe
-  White

GLASS

Frosted FT

MATERIAL

Aluminum

RATINGS

Wet Location



ADDITIONAL

OPERATING TEMPERATURE:
 -20°C (-4°F), 40°C (104°F)

Always consult a qualified electrician before installing any lighting product.



WESTERN DISTRIBUTION CENTER (HEADQUARTER)
 253 NORTH VINELAND AVE | CITY OF INDUSTRY, CA 91746

EASTERN DISTRIBUTION CENTER
 4200 SHIRLEY DR. | ATLANTA, GA 30336

P. 626.956.4200 | F. 626.956.4225 | maximlighting.com