




PRODUCT DESCRIPTION

Carriage House EE is a traditional, early American fixture in an Oriental Bronze with Mocha glass.

FINISHES OPTION

Oriental Bronze OB 


GLASS

Mocha MO

MATERIAL

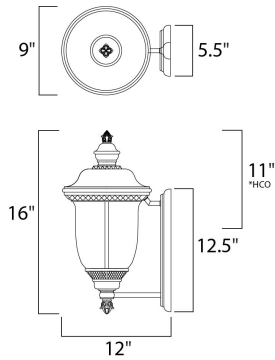
Die Cast Aluminum

RATINGS

Wet Location 

ADDITIONAL

INSTALL UP/DOWN:
 INCANDESCENT WATTS: 82
 RATED LIFE 10000 Hours
 OPERATING TEMPERATURE:
 -20°C (-4°F), 40°C (104°F)



*height from center of outlet to the top of the fixture

MEASUREMENTS

DIMENSION : 9." W x 16." H x 12." Ext
 BACK PLATE : 6." W x 13." H x 11." HCO
 HANGING WEIGHT : 6. lb

LAMPING

INPUT VOLTAGE : 120V
 LUMENS : 900 Rated
 BULB : 1 x 13W (INCLUDED), 13W Total
 COLOR_TEMP : 2700K

Always consult a qualified electrician before installing any lighting product.



WESTERN DISTRIBUTION CENTER (HEADQUARTER)
 253 NORTH VINELAND AVE | CITY OF INDUSTRY, CA 91746
EASTERN DISTRIBUTION CENTER
 4200 SHIRLEY DR. | ATLANTA, GA 30336
 P. 626.956.4200 | F. 626.956.4225 | maximlighting.com