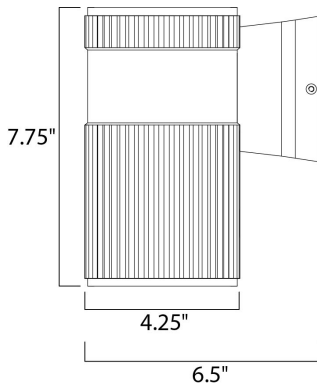




PRODUCT DESCRIPTION

Indirect exterior lighting not only provides illumination where you want but it also highlights the building structure for a beautiful architectural effect. Our collection of up and down lighting fixtures are available in both Architectural Bronze and Brushed Aluminum.





MEASUREMENTS

DIMENSION : 4.25" W x 7.75" H x 6.5" Ext
 BACK PLATE : 4.37" HCO
 HANGING WEIGHT : 2.87 lb

LAMPING

INPUT VOLTAGE : 120V
 LUMENS : 700 Rated (452 Del.)
 BULB : 1 x 10W LED PCB , 10W Total
 BULB INCLUDED : (Included)
 DIMMABLE : Standard/Lutron® CL or Leviton® LED Recommended
 CRI : 80+ CRI
 COLOR_TEMP : 3000K

FINISHES OPTION

-  Architectural Bronze
-  Brushed Aluminum

RATINGS

Wet Location
 DARKSKY



ADDITIONAL

OPERATING TEMPERATURE:
 -20°C (-4°F), 40°C (104°F)

PHOTOMETRIC: Report Found Online

Always consult a qualified electrician before installing any lighting product.



WESTERN DISTRIBUTION CENTER (HEADQUARTER)
 253 NORTH VINELAND AVE | CITY OF INDUSTRY, CA 91746
EASTERN DISTRIBUTION CENTER
 4200 SHIRLEY DR. | ATLANTA, GA 30336
 P. 626.956.4200 | F. 626.956.4225 | maximlighting.com