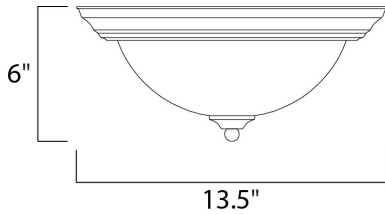




PRODUCT DESCRIPTION

Maxim Lighting's energy efficiency commitment to both the residential lighting and the home building industries will assure you a product line focused on your basic lighting needs. With the Flush Mount EE collection you not only will find quality lighting that is well designed, well priced and readily available, but also energy efficient featuring energy saving fluorescent lighting that saves money and allow for low maintenance.







MEASUREMENTS

DIMENSION : 13.5" L x 13.5" W x 6" H
 HANGING WEIGHT : 2.76 lb

LAMPING

INPUT VOLTAGE : 120V
 LUMENS : 1,800 Rated
 BULB : 2 x 13W Fluorescent GU24 , 26W Total
 BULB INCLUDED : (Included)
 DIMMABLE : No
 CRI : 80+ CRI
 COLOR_TEMP : 2700K

FINISHES OPTION

-  Oil Rubbed Bronze
-  Polished Brass
-  Satin Nickel
-  Textured White

GLASS

Marble MR

MATERIAL

Steel

RATINGS

Dry Location
 CA Title 24



ADDITIONAL

INCANDESCENT WATTS: 164
 RATED LIFE 10000 Hours
 OPERATING TEMPERATURE:
 -20°C (-4°F), 40°C (104°F)

Always consult a qualified electrician before installing any lighting product.



WESTERN DISTRIBUTION CENTER (HEADQUARTER)
 253 NORTH VINELAND AVE | CITY OF INDUSTRY, CA 91746

EASTERN DISTRIBUTION CENTER
 4200 SHIRLEY DR. | ATLANTA, GA 30336

P. 626.956.4200 | F. 626.956.4225 | maximlighting.com