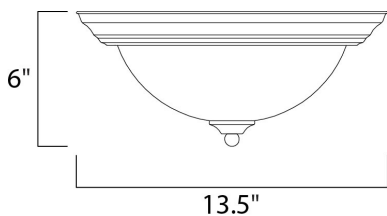




**PRODUCT DESCRIPTION**

Maxim Lighting's energy efficiency commitment to both the residential lighting and the home building industries will assure you a product line focused on your basic lighting needs. With the Flush Mount EE collection you not only will find quality lighting that is well designed, well priced and readily available, but also energy efficient featuring energy saving fluorescent lighting that saves money and allow for low maintenance.







**MEASUREMENTS**

DIMENSION : 13.5" L x 13.5" W x 6" H  
 HANGING WEIGHT : 2.65 lb

**LAMPING**

INPUT VOLTAGE : 120V  
 LUMENS : 1,800 Rated  
 BULB : 2 x 13W Fluorescent GU24 , 26W Total  
 BULB INCLUDED : (Included)  
 DIMMABLE : No  
 CRI : 80+ CRI  
 COLOR\_TEMP : 2700K

**FINISHES OPTION**

-  Oil Rubbed Bronze
-  Polished Brass
-  Satin Nickel
-  Textured White

**GLASS**

Marble MR

**MATERIAL**

Steel

**RATINGS**

Dry Location  
 CA Title 24



**ADDITIONAL**

INCANDESCENT WATTS: 164  
 RATED LIFE 10000 Hours  
 OPERATING TEMPERATURE:  
 -20°C (-4°F), 40°C (104°F)

Always consult a qualified electrician before installing any lighting product.



**WESTERN DISTRIBUTION CENTER (HEADQUARTER)**  
 253 NORTH VINELAND AVE | CITY OF INDUSTRY, CA 91746  
**EASTERN DISTRIBUTION CENTER**  
 4200 SHIRLEY DR. | ATLANTA, GA 30336  
 P. 626.956.4200 | F. 626.956.4225 | maximlighting.com