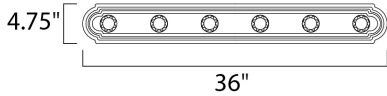




**PRODUCT DESCRIPTION**

When you need necessary lighting for your home, think Essential first. Essential collection's selection of traditional, transitional and contemporary lighting focuses on simple design to brighten up any room. Fixtures come in choice of Country Stone, Oil Rubbed Bronze, Pewter, Polished Brass, Polished Chrome and Satin Nickel to meet your specific design requirements.












**MEASUREMENTS**

DIMENSION : 36" W x 4.75" H x 5" Ext  
 BACK PLATE : 2.3" HCO  
 HANGING WEIGHT : 2.88 lb

**LAMPING**

LUMENS : 6,900 Rated  
 BULB : 6 x 60W Incandescent E26 Medium , 360W Total  
 BULB INCLUDED : (Not Included)  
 DIMMABLE : Yes  
 COLOR\_TEMP : 2700K  
 LIGHTING\_DIRECTION : Both

**FINISHES OPTION**

-  Country Stone
-  Navaho White
-  Oil Rubbed Bronze
-  Pewter
-  Polished Brass
-  Polished Brass / Chrome
-  Polished Chrome
-  Satin Nickel
-  Textured White

**MATERIAL**

Steel

**RATINGS**

cETLus  
 Dry Location



**ADDITIONAL**

INSTALL UP/DOWN: Both  
 RATED LIFE 2500 Hours  
 OPERATING TEMPERATURE:  
 -20°C (-4°F), 40°C (104°F)

Always consult a qualified electrician before installing any lighting product.



**WESTERN DISTRIBUTION CENTER (HEADQUARTER)**  
253 NORTH VINELAND AVE | CITY OF INDUSTRY, CA 91746

**EASTERN DISTRIBUTION CENTER**  
4200 SHIRLEY DR. | ATLANTA, GA 30336

P. 626.956.4200 | F. 626.956.4225 | [maximlighting.com](http://maximlighting.com)