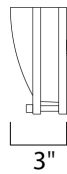
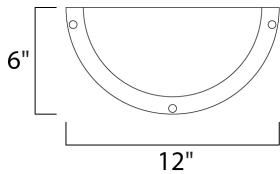




**PRODUCT DESCRIPTION**

Commercial grade energy efficient lighting featuring linear frames of metal finished in Satin Nickel and etched opal glass over a multiple LED array to update an architecturally classic design.




**MEASUREMENTS**

DIMENSION : 12" W x 6" H x 3" Ext  
 MAX OAH :  
 HANGING WEIGHT : 1.1 lb

**LAMPING**

INPUT VOLTAGE : 110-277V  
 LUMENS : 700 Rated  
 BULB : 1 x 12W LED PCB Integrated , 12W Total  
 BULB INCLUDED : (Integrated)  
 DIMMABLE : No  
 CRI : 90+ CRI  
 COLOR\_TEMP : 3000K

**FINISHES OPTION**

 Satin Nickel

**GLASS**

White WT

**MATERIAL**

Steel + Opal Acrylic

**RATINGS**

cETLus  
 Damp Location  
 ADA



**ADDITIONAL**

INSTALL UP/DOWN: Up/Dn  
 OPERATING TEMPERATURE:  
 -20°C (-4°F), 40°C (104°F)

Always consult a qualified electrician before installing any lighting product.



**WESTERN DISTRIBUTION CENTER (HEADQUARTER)**  
 253 NORTH VINELAND AVE | CITY OF INDUSTRY, CA 91746

**EASTERN DISTRIBUTION CENTER**  
 4200 SHIRLEY DR. | ATLANTA, GA 30336

P. 626.956.4200 | F. 626.956.4225 | maximlighting.com