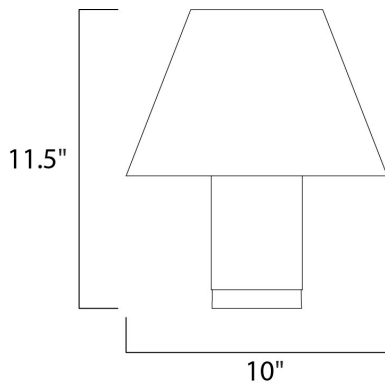




**PRODUCT DESCRIPTION**

This classic design features indirect light from within the shade as well as direct down light through the clear acrylic diffuser. Durable die cast aluminum construction is available in your choice of Architectural Bronze or Black.





**MEASUREMENTS**

DIMENSION : 10" L x 10" W x 11.5" H  
 HANGING WEIGHT : 3.44 lb

**LAMPING**

INPUT VOLTAGE : 120V  
 LUMENS : 595 Rated  
 BULB : 1 x 8.5W LED PCB Integrated , 8W Total  
 BULB INCLUDED : (Integrated)  
 DIMMABLE : No  
 CRI : 80+ CRI  
 COLOR\_TEMP : 3000K

**FINISHES OPTION**

-  Architectural Bronze
-  Black

**MATERIAL**

Aluminum + Acrylic

**RATINGS**

cETLus  
 Wet Location  
 For Outdoor



**ADDITIONAL**

OPERATING TEMPERATURE:  
 -20°C (-4°F), 40°C (104°F)

Always consult a qualified electrician before installing any lighting product.



**WESTERN DISTRIBUTION CENTER (HEADQUARTER)**  
 253 NORTH VINELAND AVE | CITY OF INDUSTRY, CA 91746

**EASTERN DISTRIBUTION CENTER**  
 4200 SHIRLEY DR. | ATLANTA, GA 30336

P. 626.956.4200 | F. 626.956.4225 | maximlighting.com