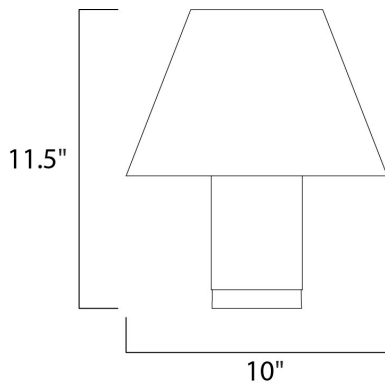




PRODUCT DESCRIPTION

This classic design features indirect light from within the shade as well as direct down light through the clear acrylic diffuser. Durable die cast aluminum construction is available in your choice of Architectural Bronze or Black.





MEASUREMENTS

DIMENSION : 10" L x 10" W x 11.5" H
 HANGING WEIGHT : 3.44 lb

LAMPING

INPUT VOLTAGE : 120V
 LUMENS : 595 Rated
 BULB : 1 x 8.5W LED PCB Integrated , 8W Total
 BULB INCLUDED : (Integrated)
 DIMMABLE : No
 CRI : 80+ CRI
 COLOR_TEMP : 3000K

FINISHES OPTION

-  Architectural Bronze
-  Black

MATERIAL

Aluminum + Acrylic

RATINGS

cETLus
 Wet Location
 For Outdoor



ADDITIONAL

OPERATING TEMPERATURE:
 -20°C (-4°F), 40°C (104°F)

Always consult a qualified electrician before installing any lighting product.



WESTERN DISTRIBUTION CENTER (HEADQUARTER)
 253 NORTH VINELAND AVE | CITY OF INDUSTRY, CA 91746

EASTERN DISTRIBUTION CENTER
 4200 SHIRLEY DR. | ATLANTA, GA 30336

P. 626.956.4200 | F. 626.956.4225 | maximlighting.com