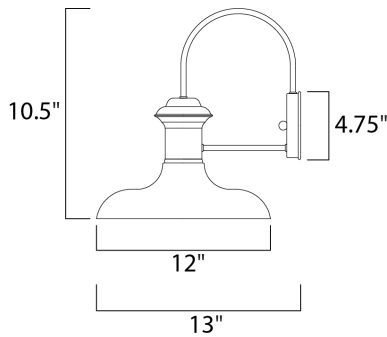




**PRODUCT DESCRIPTION**

Wharf is a transitional style collection from Maxim Lighting International, available in multiple finishes.






**MEASUREMENTS**

DIMENSION : 12" W x 10.5" H x 13" Ext  
 BACK PLATE : 4.75" W x 4.75" H x 8.5" HCO  
 HANGING WEIGHT : 1.32 lb

**LAMPING**

INPUT VOLTAGE : 120V  
 LUMENS : 1,150 Rated  
 BULB : 1 x 60W Incandescent E26 Medium , 60W Total  
 BULB INCLUDED : (Not Included)  
 DIMMABLE : Yes

**FINISHES OPTION**

-  Empire Bronze
-  Oriental Bronze
-  Satin Nickel

**MATERIAL**

Aluminum

**RATINGS**

cETLus  
 Wet Location



**ADDITIONAL**

RATED LIFE 2500 Hours  
 OPERATING TEMPERATURE:  
 -20°C (-4°F), 40°C (104°F)

Always consult a qualified electrician before installing any lighting product.



**WESTERN DISTRIBUTION CENTER (HEADQUARTER)**  
 253 NORTH VINELAND AVE | CITY OF INDUSTRY, CA 91746

**EASTERN DISTRIBUTION CENTER**  
 4200 SHIRLEY DR. | ATLANTA, GA 30336

P. 626.956.4200 | F. 626.956.4225 | maximlighting.com