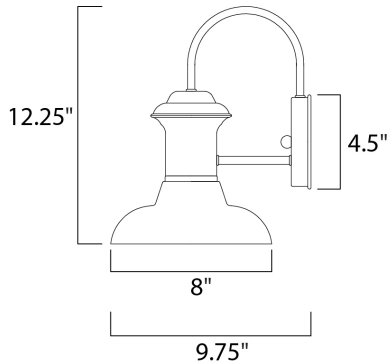




PRODUCT DESCRIPTION

Wharf is a transitional style collection from Maxim Lighting International, available in multiple finishes.






MEASUREMENTS

- DIMENSION : 8" W x 12.25" H x 9.75" Ext
- BACK PLATE : 4.5" W x 4.5" H x 6.25" HCO
- HANGING WEIGHT : 1.16 lb

LAMPING

- INPUT VOLTAGE : 120V
- LUMENS : 1,150 Rated
- BULB : 1 x 60W Incandescent E26 Medium , 60W Total
- BULB INCLUDED : (Not Included)
- DIMMABLE : Yes

FINISHES OPTION

-  Empire Bronze
-  Oriental Bronze
-  Satin Nickel

MATERIAL

Aluminum

RATINGS

cETLus
Wet Location



ADDITIONAL

RATED LIFE 2500 Hours
OPERATING TEMPERATURE:
-20°C (-4°F), 40°C (104°F)

Always consult a qualified electrician before installing any lighting product.



WESTERN DISTRIBUTION CENTER (HEADQUARTER)
253 NORTH VINELAND AVE | CITY OF INDUSTRY, CA 91746

EASTERN DISTRIBUTION CENTER
4200 SHIRLEY DR. | ATLANTA, GA 30336

P. 626.956.4200 | F. 626.956.4225 | maximlighting.com