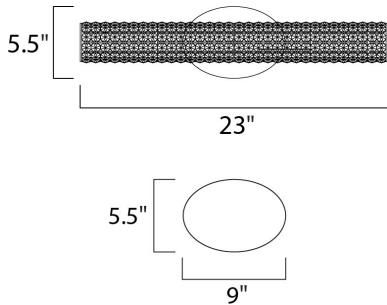




**PRODUCT DESCRIPTION**

Clear Beveled Crystals are strung onto a continuous wire and wrapped over a tubular metal frame finished in your choice of a high luster Polished Chrome or vibrant Rose Gold. Hidden within the tubular frame is a LED light source, which not only adds beauty and sparkle to the crystal, but adds ample light for the vanity.





**MEASUREMENTS**

DIMENSION : 23" W x 5.5" H x 5" Ext  
 BACK PLATE : 5.25" W x 9" H x 2.7" HCO  
 HANGING WEIGHT : 5.44 lb

**LAMPING**

INPUT VOLTAGE : 120V  
 LUMENS : 840 Rated  
 BULB : 1 x 12W LED PCB Integrated , 12W Total  
 BULB INCLUDED : (Integrated)  
 DIMMABLE : Triac CL  
 CRI : 80+ CRI  
 COLOR\_TEMP : 3000K

**FINISHES OPTION**

-  Polished Chrome
-  Rose Gold

**GLASS**

Beveled Crystal BC

**MATERIAL**

Steel + Crystal

**RATINGS**

cETLus  
 Damp Location



**ADDITIONAL**

INSTALL UP/DOWN: All  
 OPERATING TEMPERATURE:  
 -20°C (-4°F), 40°C (104°F)

Always consult a qualified electrician before installing any lighting product.



**WESTERN DISTRIBUTION CENTER (HEADQUARTER)**  
 253 NORTH VINELAND AVE | CITY OF INDUSTRY, CA 91746

**EASTERN DISTRIBUTION CENTER**  
 4200 SHIRLEY DR. | ATLANTA, GA 30336

P. 626.956.4200 | F. 626.956.4225 | maximlighting.com