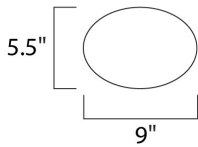
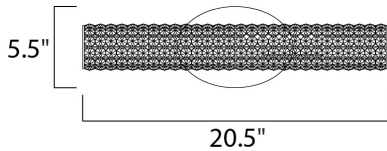




PRODUCT DESCRIPTION

Clear Beveled Crystals are strung onto a continuous wire and wrapped over a tubular metal frame finished in your choice of a high luster Polished Chrome or vibrant Rose Gold. Hidden within the tubular frame is a LED light source, which not only adds beauty and sparkle to the crystal, but adds ample light for the vanity.



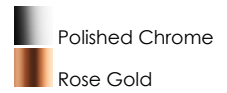
MEASUREMENTS

DIMENSION : 20.5" W x 5.5" H x 5" Ext
 BACK PLATE : 5.25" W x 9" H x 2.7" HCO
 HANGING WEIGHT : 4.8 lb

LAMPING

INPUT VOLTAGE : 120V
 LUMENS : 560 Rated
 BULB : 1 x 8W LED PCB Integrated , 8W Total
 BULB INCLUDED : (Integrated)
 DIMMABLE : Triac CL
 CRI : 80+ CRI
 COLOR_TEMP : 3000K

FINISHES OPTION



GLASS

Beveled Crystal BC

MATERIAL

Steel + Crystal

RATINGS

cETLus
 Damp Location



ADDITIONAL

INSTALL UP/DOWN: All
 OPERATING TEMPERATURE:
 -20°C (-4°F), 40°C (104°F)

Always consult a qualified electrician before installing any lighting product.



WESTERN DISTRIBUTION CENTER (HEADQUARTER)
 253 NORTH VINELAND AVE | CITY OF INDUSTRY, CA 91746

EASTERN DISTRIBUTION CENTER
 4200 SHIRLEY DR. | ATLANTA, GA 30336

P. 626.956.4200 | F. 626.956.4225 | maximlighting.com