





PRODUCT DESCRIPTION

The sphere has become one the most popular styles in lighting decor today. Our latest entry to this category is constructed of heavy channel metal finished in either Barn Wood or Antique Pecan both with Black accents. Now you can enjoy the beauty of wood with the durability and affordable price of metal.

FINISHES OPTION

-  Antique Pecan / Black
-  Barn Wood / Black

MATERIAL

Steel

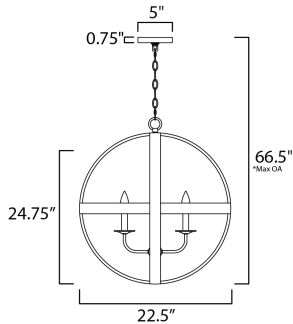
RATINGS

cULus
Dry Location



ADDITIONAL

ADJUSTABLE
SLOPE: 90
RATED LIFE NA Hours
OPERATING TEMPERATURE:
-20°C (-4°F), 40°C (104°F)



*max overall height

MEASUREMENTS

- DIMENSION : 22.5" L x 22.5" W x 24.75" H
- MAX OAH : 66.5" OAH
- CANOPY : 5" W x 0.75" H x 5" L
- HANGING WEIGHT : 16.5 lb

LAMPING

- INPUT VOLTAGE : 120V
- BULB : 4 x 60W Incandescent E12 Candelabra , 240W Total
- BULB INCLUDED : (Not Included)
- DIMMABLE : Yes

Always consult a qualified electrician before installing any lighting product.



WESTERN DISTRIBUTION CENTER (HEADQUARTER)
253 NORTH VINELAND AVE | CITY OF INDUSTRY, CA 91746

EASTERN DISTRIBUTION CENTER
4200 SHIRLEY DR. | ATLANTA, GA 30336

P. 626.956.4200 | F. 626.956.4225 | maximlighting.com