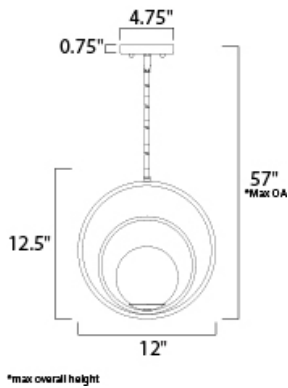




**PRODUCT DESCRIPTION**

Adjustable rings available in Polished Chrome or Satin Brass add dimension to this contemporary pendant design. Opal white glass softly diffuses light to complete the look.





**MEASUREMENTS**

DIMENSION : 12" W x 12.5" H  
 MAX OAH : 57" OAH  
 CANOPY : 4.75" W x 0.75" H  
 HANGING WEIGHT : 1.6 lb

**LAMPING**

INPUT VOLTAGE : 120V  
 LUMENS : 0 Rated  
 BULB : 1 x 60W Incandescent E12 Candelabra , 60W Total  
 BULB INCLUDED : (Not Included)  
 DIMMABLE : Yes

**FINISHES OPTION**

-  Polished Chrome
-  Satin Brass

**GLASS**

Satin White SW

**MATERIAL**

Steel + Glass

**RATINGS**

cULus  
 Dry Location



**ADDITIONAL**

ADJUSTABLE  
 SLOPE: 120  
 OPERATING TEMPERATURE:  
 -20°C (-4°F), 40°C (104°F)

Always consult a qualified electrician before installing any lighting product.



**WESTERN DISTRIBUTION CENTER (HEADQUARTER)**  
 253 NORTH VINELAND AVE | CITY OF INDUSTRY, CA 91746  
**EASTERN DISTRIBUTION CENTER**  
 4200 SHIRLEY DR. | ATLANTA, GA 30336  
 P. 626.956.4200 | F. 626.956.4225 | maximlighting.com