





PRODUCT DESCRIPTION

Inspired by industrial lighting, the Hi-Bay collection's refined designs maintain the boldness of their predecessors but possess refined details throughout. Hi-Bay fixtures with Clear halophane glass are available in choice of finish of Bronze or Satin Nickel. Hi-Bay fixtures with solid metal shades are available in three choices of finish including Bronze, Polished Nickel and Satin Nickel, and include a Frost glass diffuser which conceals the light source and gently diffuses the incandescent illumination.

FINISHES OPTION

-  Bronze
-  Satin Nickel

GLASS

Clear Halophane CH

MATERIAL

Iron, Glass

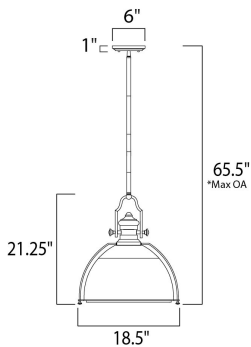
RATINGS

cULus
Dry Location



ADDITIONAL

ADJUSTABLE
SLOPE: 120
RATED LIFE 2500 Hours
OPERATING TEMPERATURE:
-20°C (-4°F), 40°C (104°F)



*max overall height

MEASUREMENTS

- DIMENSION : 18.5" L x 18.5" W x 21.25" H
- MAX OAH : 65.5" OAH
- CANOPY : 6" W x 1" H x 6" L
- HANGING WEIGHT : 20.9 lb

LAMPING

- INPUT VOLTAGE : 120V
- LUMENS : 1,150 Rated
- BULB : 1 x 60W Incandescent E26 Medium , 60W Total
- BULB INCLUDED : (Not Included)
- DIMMABLE : Yes

Always consult a qualified electrician before installing any lighting product.



WESTERN DISTRIBUTION CENTER (HEADQUARTER)
253 NORTH VINELAND AVE | CITY OF INDUSTRY, CA 91746
EASTERN DISTRIBUTION CENTER
4200 SHIRLEY DR. | ATLANTA, GA 30336
P. 626.956.4200 | F. 626.956.4225 | maximlighting.com