





**PRODUCT DESCRIPTION**

A clean, contemporary design featuring rectangular tubing, finished in your choice of Polished Chrome or Oil Rubbed Bronze, is enhanced by the tall scale, Satin White glass shades.

**FINISHES OPTION**

-  Oil Rubbed Bronze
-  Polished Chrome

**GLASS**

Satin White SW

**MATERIAL**

Steel + Glass

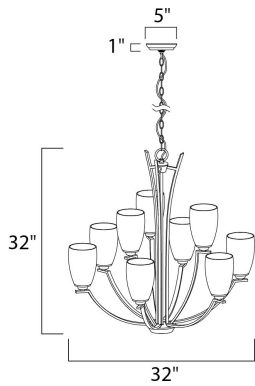
**RATINGS**

cETLus  
Dry Location



**ADDITIONAL**

ADJUSTABLE  
OPERATING TEMPERATURE:  
-20°C (-4°F), 40°C (104°F)



**MEASUREMENTS**

DIMENSION : 32" L x 32" W x 32" H  
HANGING WEIGHT : 17.42 lb

**LAMPING**

INPUT VOLTAGE : 120V  
LUMENS : 0 Rated  
BULB : 9 x 60W Incandescent E26 Medium , 540W Total  
BULB INCLUDED : (Not Included)  
DIMMABLE : Yes

Always consult a qualified electrician before installing any lighting product.



**WESTERN DISTRIBUTION CENTER (HEADQUARTER)**  
253 NORTH VINELAND AVE | CITY OF INDUSTRY, CA 91746  
**EASTERN DISTRIBUTION CENTER**  
4200 SHIRLEY DR. | ATLANTA, GA 30336  
P. 626.956.4200 | F. 626.956.4225 | maximlighting.com