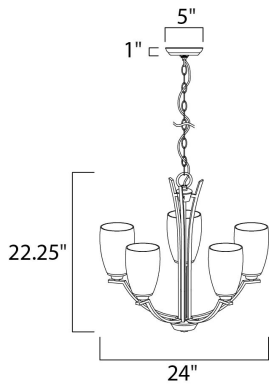




**PRODUCT DESCRIPTION**

A clean, contemporary design featuring rectangular tubing, finished in your choice of Polished Chrome or Oil Rubbed Bronze, is enhanced by the tall scale, Satin White glass shades.





**MEASUREMENTS**

DIMENSION : 24" W x 22.25" H  
 CANOPY : 5" W x 1" H x 5" L  
 HANGING WEIGHT : 9.48 lb

**LAMPING**

INPUT VOLTAGE : 120V  
 LUMENS : 0 Rated  
 BULB : 5 x 60W Incandescent E26 Medium , 300W Total  
 BULB INCLUDED : (Not Included)  
 DIMMABLE : Yes

**FINISHES OPTION**

-  Oil Rubbed Bronze
-  Polished Chrome

**GLASS**

Satin White SW

**MATERIAL**

Steel + Glass

**RATINGS**

cETLus  
 Dry Location



**ADDITIONAL**

OPERATING TEMPERATURE:  
 -20°C (-4°F), 40°C (104°F)

Always consult a qualified electrician before installing any lighting product.



**WESTERN DISTRIBUTION CENTER (HEADQUARTER)**  
 253 NORTH VINELAND AVE | CITY OF INDUSTRY, CA 91746  
**EASTERN DISTRIBUTION CENTER**  
 4200 SHIRLEY DR. | ATLANTA, GA 30336  
 P. 626.956.4200 | F. 626.956.4225 | maximlighting.com