





PRODUCT DESCRIPTION

Spun metal shades in various sizes are perfect for budget installations. Available in Black with gold interior and Satin Nickel with white interior, these pendants are very stylish.

FINISHES OPTION

-  Black / Gold
-  Satin Nickel

MATERIAL

Steel

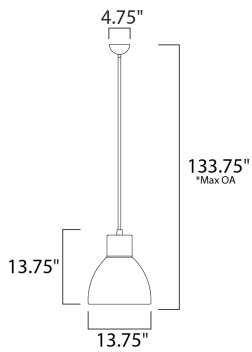
RATINGS

cETLus
Dry Location



ADDITIONAL

ADJUSTABLE
INSTALL UP/DOWN: Down
SLOPE: 120
OPERATING TEMPERATURE:
-20°C (-4°F), 40°C (104°F)



*max overall height

MEASUREMENTS

- DIMENSION : 13.75" L x 13.75" W x 13.75" H
- MAX OAH : 133.75" OAH
- CANOPY : 4.75" W x 2.25" H x 4.75" L
- HANGING WEIGHT : 5.3 lb

LAMPING

- INPUT VOLTAGE : 120V
- LUMENS : 0 Rated
- BULB : 1 x 60W Incandescent E26 Medium , 60W Total
- BULB INCLUDED : (Not Included)
- DIMMABLE : Yes
- LIGHTING_DIRECTION : Down

Always consult a qualified electrician before installing any lighting product.



WESTERN DISTRIBUTION CENTER (HEADQUARTER)
253 NORTH VINELAND AVE | CITY OF INDUSTRY, CA 91746
EASTERN DISTRIBUTION CENTER
4200 SHIRLEY DR. | ATLANTA, GA 30336
P. 626.956.4200 | F. 626.956.4225 | maximlighting.com