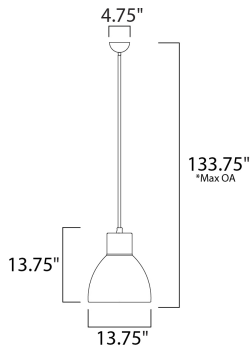




PRODUCT DESCRIPTION

Spun metal shades in various sizes are perfect for budget installations. Available in Black with gold interior and Satin Nickel with white interior, these pendants are very stylish.



*max overall height



MEASUREMENTS

DIMENSION : 13.75" L x 13.75" W x 13.75" H
 MAX OAH : 133.75" OAH
 CANOPY : 4.75" W x 2.25" H x 4.75" L
 HANGING WEIGHT : 5.3 lb

LAMPING

INPUT VOLTAGE : 120V
 BULB : 1 x 60W Incandescent E26 Medium , 60W Total
 BULB INCLUDED : (Not Included)
 DIMMABLE : Yes
 LIGHTING_DIRECTION : Down

FINISHES OPTION

-  Black / Gold
-  Satin Nickel

MATERIAL

Steel

RATINGS

cETLus
 Dry Location



ADDITIONAL

ADJUSTABLE
 INSTALL UP/DOWN: Down
 SLOPE: 120
 OPERATING TEMPERATURE:
 -20°C (-4°F), 40°C (104°F)

Always consult a qualified electrician before installing any lighting product.



WESTERN DISTRIBUTION CENTER (HEADQUARTER)
 253 NORTH VINELAND AVE | CITY OF INDUSTRY, CA 91746
EASTERN DISTRIBUTION CENTER
 4200 SHIRLEY DR. | ATLANTA, GA 30336
 P. 626.956.4200 | F. 626.956.4225 | maximlighting.com