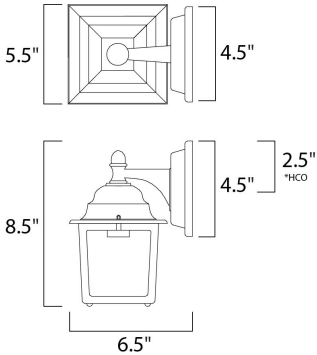




PRODUCT DESCRIPTION

Maxim Lighting's commitment to both the residential lighting and the home building industries will assure you a product line focused on your basic lighting needs. With the Builder Cast collection you will find quality lighting that is well designed, well priced and readily available.



*height from center of outlet to the top of the fixture








MEASUREMENTS

DIMENSION : 5.5" W x 8.5" H x 6.5" Ext
 BACK PLATE : 2.5" HCO
 HANGING WEIGHT : 1.58 lb

LAMPING

LUMENS : 672 Rated
 BULB : 1 x 60W Incandescent MB , 0W Total
 BULB INCLUDED : (Not Included)
 DIMMABLE : Yes
 COLOR_TEMP : 2700K

FINISHES OPTION

-  Antique White
-  Black
-  Empire Bronze
-  Pewter
-  Rust Patina
-  Taupe
-  White

MATERIAL

Die Cast Aluminum

RATINGS

CETLus
 Wet Location



ADDITIONAL

RATED LIFE 2500 Hours
 OPERATING TEMPERATURE:
 -20°C (-4°F), 40°C (104°F)

Always consult a qualified electrician before installing any lighting product.



WESTERN DISTRIBUTION CENTER (HEADQUARTER)
 253 NORTH VINELAND AVE | CITY OF INDUSTRY, CA 91746
EASTERN DISTRIBUTION CENTER
 4200 SHIRLEY DR. | ATLANTA, GA 30336
 P. 626.956.4200 | F. 626.956.4225 | maximlighting.com