



**PRODUCT DESCRIPTION**

Drum shades in a variety of fabrics and materials are a core lighting offering. Flush mounts, pendants, and ADA sconces are available in options of linen, organza, grasscloth, and sound absorbing grey felt shades. An internal acrylic diffuser, illuminated by an evenly dispersed powerful LED light source, directs light downward and produces an ambient glow inside the outer shade. This lens features a crisp and tidy twist-lock mechanism that eliminates any visible hardware. whether it is put in a residential or commercial context, this collection meets the necessary application needs while adding style to the space.




**MEASUREMENTS**

DIMENSION : 16" L x 16" W x 6" H  
 CANOPY : 13.75" W x 1.25" H x 13.75" L  
 HANGING WEIGHT : 4.45 lb

**LAMPING**

INPUT VOLTAGE : 120-277V  
 LUMENS : 1,260 Rated (1,200 Del.)  
 BULB : 1 x 18W LED PCB Intergrated , 18W Total  
 BULB INCLUDED : (Integrated)  
 DIMMABLE : Universal 3-in-1  
 CRI : 90 CRI  
 COLOR\_TEMP : 3000K

**FINISHES OPTION**

-  Gray (GY)
-  Oatmeal (OM)
-  White Linen (WL)

**MATERIAL**

Steel, Acrylic, Fabric

**RATINGS**

cETLus  
 Dry Location



**ADDITIONAL**

RATED LIFE 50000 Hours  
 OPERATING TEMPERATURE:  
 -20°C (-4°F), 40°C (104°F)

Always consult a qualified electrician before installing any lighting product.



WESTERN DISTRIBUTION CENTER (HEADQUARTER)  
 253 NORTH VINELAND AVE | CITY OF INDUSTRY, CA 91746  
 EASTERN DISTRIBUTION CENTER  
 101 GARDNER PARK | PEACHTREE CITY, GA 30269  
 P. 626.956.4200 | F. 626.956.4225 | maximlighting.com