



WAFER LED | SURFACE MOUNT

**58710 / 58711 / 58712 / 58713 / 58714 / 58715 /
58736 / 58737 58784 / 58780**

Job Name : _____
Job Type : _____
Quantity : _____
Comments : _____

- Patent Pending Construction
- 120 - 277 Input
- Die Cast Aluminum
- Size options between 5", 7" and 10"
- Ultra thin 0.5" height
- Approved for use in closets and storage spaces
- Suitable for Closets according to NEC Section 410.8 & 410.16
- Available in White (WT), Bronze (BZ), and Satin Nickel (SN)
- Dimmable with Triac and ELV Dimmers
- Easy to install: fits in 3-0 and 4-0 Outlet Box
- Edge-Lit LED Technology
- Suitable for Wet Location, for use on ceilings outdoor and above showers
- ETL/cETL IP65



58780WT
7" Empty Shell

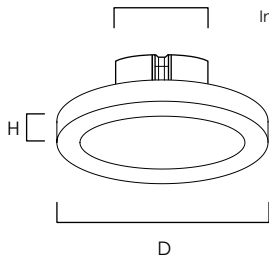


58784WTWT
Wafer LED 7" RD w/ 1.5 hours
Emergency Back Up



PRODUCT DESCRIPTION

Wafer was designed for the discriminate consumer who wants the low profile look of recessed without the high cost. Manufactured of die cast aluminum, Wafer brings ultimate heat dissipation to its edge lit technology. Edge lighting gives very even light distribution while dispersing heat over a larger area. The result of this is longer LED life and better light diffusion.



Installs into 3.25" and 4" electrical box with a minimum 2.5" depth

FINISHES OPTIONS:

- White (WT)
- Bronze (BZ)
- Satin Nickel (SN)



MATERIAL:

Die Cast Aluminum
PMMA Acrylic Diffuser

AVAILABLE SIZES:

5" | 7" | 10"

RATINGS:

ETL/cETL IP65
Wet Location
Energy Star
Title 24 JA8 compliant
ADA
Dimmable
Closets Rated: 410.8 & 410.16



ADDITIONAL:

RATED LIFE: 50,000 Hours
OPERATING TEMP: -20° C (-4°), 40° C (104° F)
PHOTOMETRIC: Report Found Online

Always consult a qualified electrician before installing any lighting product

MODEL	DIMENSION	BULB TYPE	CRI	LUMENS INIT DEL	COL TEMP.	DIMMABLE	INPUT
58710	5"D x 0.5"H	10W PCB LED (Integrated)	90+	930 750	3000K	ELV	120V -277
58711	5"D x 0.5"H	10W PCB LED (Integrated)	90+	930 750	3000K	ELV	120V -277
58712	7"D x 0.5"H	15W PCB LED (Integrated)	90+	1350 1100	3000K	ELV	120V -277
58713	7"D x 0.5"H	15W PCB LED (Integrated)	90+	1500 1200	3000K	ELV	120V -277
57714	9"D x 0.5"H	20W PCB LED (Integrated)	90+	2100 1700	3000K	ELV	120V -277
58715	9"D x 0.5"H	20W PCB LED (Integrated)	90+	2250 1800	3000K	ELV	120V -277
58736	15"D x 0.5"H	30W PCB LED (Integrated)	90+	3000 2400	3000K	ELV	120V -277
58737	15"D x 0.5"H	30W PCB LED (Integrated)	90+	3000 2400	4000K	ELV	120V -277
*58780	7"D x 0.5"H						
*58784	7"D x 0.5"H	17W PCB LED (Integrated)	90+	1250 1000	3000K	ELV	120V -277



WESTERN DISTRIBUTION CENTER (HEADQUARTER)
253 NORTH VINELAND AVE | CITY OF INDUSTRY, CA 91746

EASTERN DISTRIBUTION CENTER
4200 SHIRLEY DR. | ATLANTA, GA 30336

P. 626.956.4200 | F. 626.956.4225 | maximlighting.com