


SKY 12" x 48" I FLUSH MOUNT

57764 / 57774

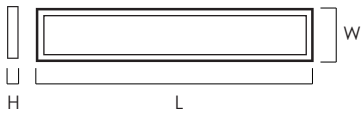
- ETL/cETL
- 120-277V Input
- Dimmability Options: 0-10V or ELV
- Finish Options: White, Bronze, Brushed Aluminium
- Indoor Applications, Damp Locations
- LED 3000K/4000K Color Temperature, CRI 90+
- Energy Star

Job Name : _____
Job Type : _____
Quantity : _____
Comments : _____



PRODUCT DESCRIPTION

Sky makes large scale edge lit LED flush mount easy for both residential and commercial uses. With a user-friendly mounting bracket and integrated driver, this product lends itself to quick installations. High powered LED modules with 110-277V capability with your choice of dimming and classic finishes to suit any setting.



MEASUREMENT

DIMENSIONS : 48"L x 11.75"W x 0.75"H
HANGING WEIGHT : 13.01 lb


LAMPING

INPUT VOLTAGE : 120-277V
LUMENS : 3600
BULB : 45W PCB LED (Integrated)
DIMMABLE : Dimmable with ELV Dimmer at 120V
CRI : 90+

Model	Color Temp.
57764	3000K
57774	4000K

FINISHES OPTIONS:

- White (WT)
- Bronze (BZ)
- Brushed Aluminium (AL)



*57774 is only stocked in WT (White finish)
Other finishes by request (MOQ may apply)

MATERIAL:

Aluminum + Acrylic

RATINGS:

ETL/cETL
Damp Locations
Energy Star
Title 24



ADDITIONAL:

RATED LIFE: 50,000 Hours
OPERATING TEMP: -20° C (-4°), 40° C (104°F)

Always consult a qualified electrician before installing any lighting product



WESTERN DISTRIBUTION CENTER (HEADQUARTER)
253 NORTH VINELAND AVE | CITY OF INDUSTRY, CA 91746

EASTERN DISTRIBUTION CENTER
4200 SHIRLEY DR. | ATLANTA, GA 30336

P. 626.956.4200 | F. 626.956.4225 | maximlighting.com