



**PRODUCT DESCRIPTION**

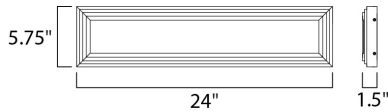
Contemporary straight line design epitomizes modern art while producing generous amounts of color corrected light which makes for a perfect vanity selection. A high luster Polished Chrome or a more subdued Satin Nickel, you are sure to find a desired look for your room decor.

**MEASUREMENTS**



DIMENSION : 24" W x 5.75" H x 1.5" Ext  
 HANGING WEIGHT : 11.73 lb

**LAMPING**

INPUT VOLTAGE : 25-38V  
 LUMENS : 910 Rated  
 BULB : 2 x 13W LED PCB Integrated , 26W Total  
 BULB INCLUDED : (Integrated)  
 DIMMABLE : Triac CL  
 CRI : 90+ CRI  
 COLOR\_TEMP : 3000K



**FINISHES OPTION**

-  Polished Chrome (PC)
-  Satin Nickel (SN)

**GLASS**

White WT

**MATERIAL**

Metal, PC

**RATINGS**

Damp Location  
 ADA



**ADDITIONAL**

INSTALL UP/DOWN: All  
 OPERATING TEMPERATURE:  
 -20°C (-4°F), 40°C (104°F)

Always consult a qualified electrician before installing any lighting product.



WESTERN DISTRIBUTION CENTER (HEADQUARTER)  
 253 NORTH VINELAND AVE | CITY OF INDUSTRY, CA 91746

EASTERN DISTRIBUTION CENTER  
 101 GARDNER PARK | PEACHTREE CITY, GA 30269

P. 626.956.4200 | F. 626.956.4225 | maximlighting.com